

 **Wilsonart**[®]
DECORATIVE EDGES



1874 WINTER CARNIVAL
7947 RIO

Wilsonart® Decorative Edges

Wilsonart® Decorative Edges add the perfect finishing touch to tables, desks and reception counters. Choose from hundreds of Wilsonart® Laminate colors, patterns and textures. Customized to your specifications, Decorative Edges create a clean, finished look that easily and affordably transforms surfaces into sculpted architectural details. Because they offer a totally tailored finish to any of our laminate surfaces, Decorative Edges can be a subtle, or not so subtle, completion to any environment.

A New Take on Edgy Design.

A perfect framing technique for any countertop or tabletop, Wilsonart Decorative Edges are perfect for lunchroom tables, conference rooms, company kitchens and more. Available in two edge profiles, Wilsonart Decorative Edges offer a cost-effective way to enhance environments while simultaneously eliminating the brown seamline that's all too visible with cap edge details.

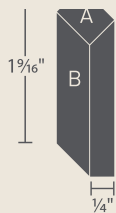
A **Beveled Edge** is strong, crisp and classic, evoking the polished image of cut and chamfered stone.

A **Crescent Edge** invites the eye and warms up decor with soft curves at top and bottom.

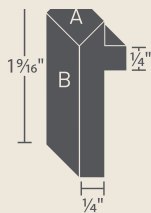


Decorative Edge Profile

When ordering, specify profile type and pattern/finish for each face.



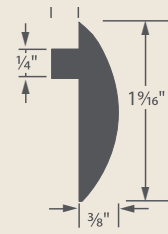
Beveled Profile (FE)



Beveled Profile (SE)



Crescent Profile (FE)



Crescent Profile (SE)

For a complete list of design choices go to Wilsonart.com/decorative-edges.

